



ಬೃಹತ್ ಬೆಂಗಳೂರು ಮಹಾನಗರ ಪಾಲಿಕೆ
Bruhat Bengaluru Mahanagara Palike



BBMP COVID-19 WAR ROOM 09.04.2023

BBMP / COVID-19 WAR ROOM / BULLETIN – 1112/ 09.04.2023 / #BBMPfightsCOVID19



OVERVIEW OF COVID-19 IN BENGALURU

CASE TRENDS ACTIVE CASES **1,074**

Confirmed Cases

71

18,81,429 #

Recovered Cases

30

18,63,359 #

Death Cases

0

16,996 #



HOSPITALIZATION

67

ICU – V

-

ICU

11

HDU

5

General

51

INCLUDES GOVT. QUOTA AND PRIVATE WALK-IN HOSPITALIZATION



VACCINATION

33

2,06,99,335 #

First Dose

16

96,89,625 #

Second Dose

15

95,11,424 #

Precaution Dose

2

14,98,286 #



TRIAGING

MTU

5

Tele Triage

63



ACTIVE CZs

0

MCZs (< 5 cases)

0

Clusters (> 5 cases)

0



TESTING

1,724

3,22,44,180 #

RAT

535

RTPCR

1,189

Positivity :5.92%

*FOR LAST 7 DAYS

: indicates cumulative numbers till date



ABSTRACT OF COVID-19 SCENARIO IN BENGALURU

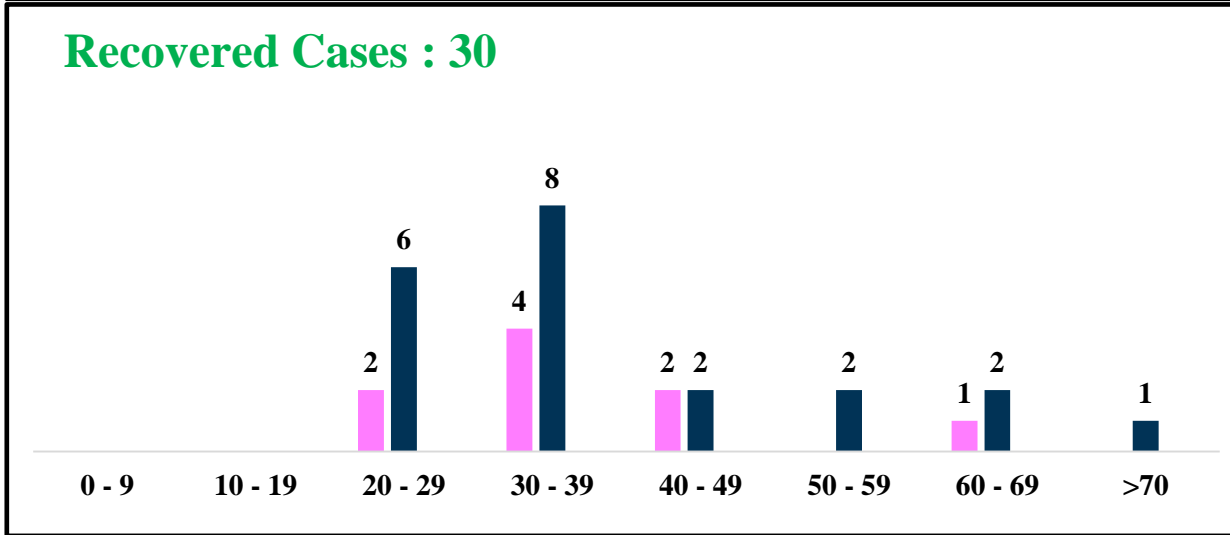
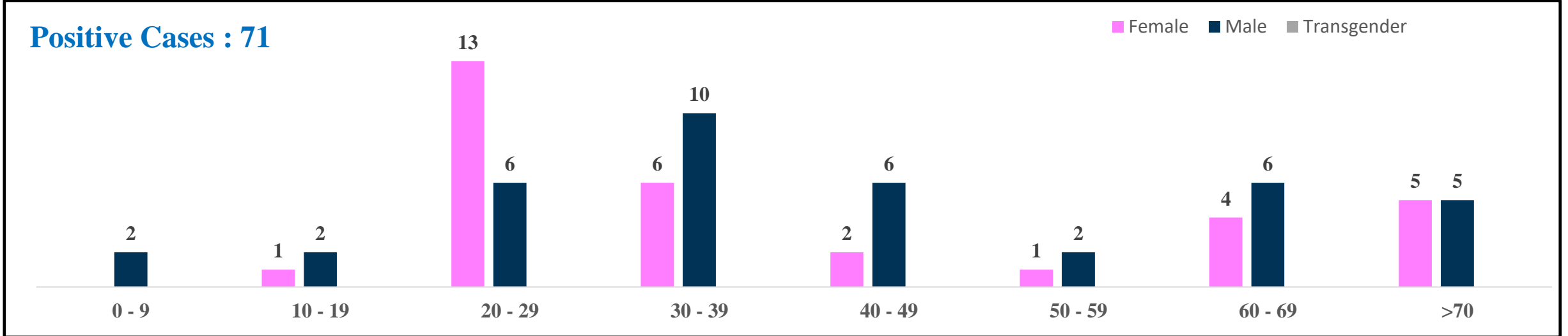


| | MALE | | | FEMALE | | | TRANSGENDER | | | TOTAL | | |
|-----------------------------------|--------------------------------|-------------|------------|--------------------------------|-------------|------------|---------------------------------|-------------|------------|---------------|-------------|------------|
| | Last 24 Hours | Last 7 Days | Cumulative | Last 24 Hours | Last 7 Days | Cumulative | Last 24 Hours | Last 7 Days | Cumulative | Last 24 Hours | Last 7 Days | Cumulative |
| Positive Cases | 39 | 542 | 11,09,212 | 32 | 455 | 7,72,021 | 0 | 0 | 196 | 71 | 997 | 18,81,429 |
| Recovered Cases | 21 | 384 | 10,96,300 | 9 | 296 | 7,65,929 | 0 | 0 | 187 | 30 | 680 | 18,63,359 |
| Death Cases | 0 | 0 | 10,765 | 0 | 0 | 6,227 | 0 | 0 | 4 | 0 | 0 | 16,996 |
| Total Tests Done | In Last 24 hrs. : 1,724 | | | In last 7 days : 16,840 | | | Cumulative : 3,22,44,180 | | | | | |
| Vaccine Doses Administered | In Last 24 hrs. : 33 | | | In last 7 days : 952 | | | Cumulative : 2,06,99,335 | | | | | |
| ACTIVE CASES | | | | | | | 1,074 | | | | | |

*Covid deaths occurred today : 00 | Covid deaths occurred beyond last 24hrs., reported today : 00



LAST 24 HOURS AGE GROUP AND GENDER WISE DISTRIBUTION

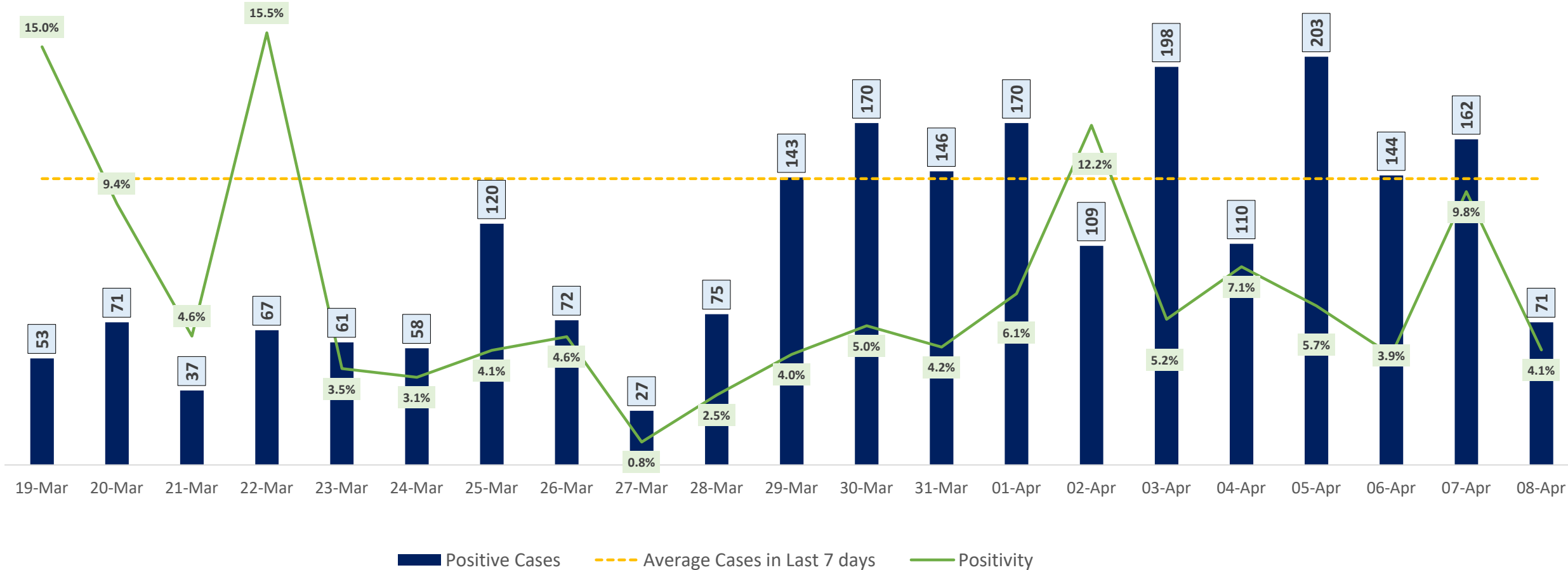




POSITIVITY RATE OF BENGALURU – LAST 21 DAYS



Average Cases in Last 7 days : 142

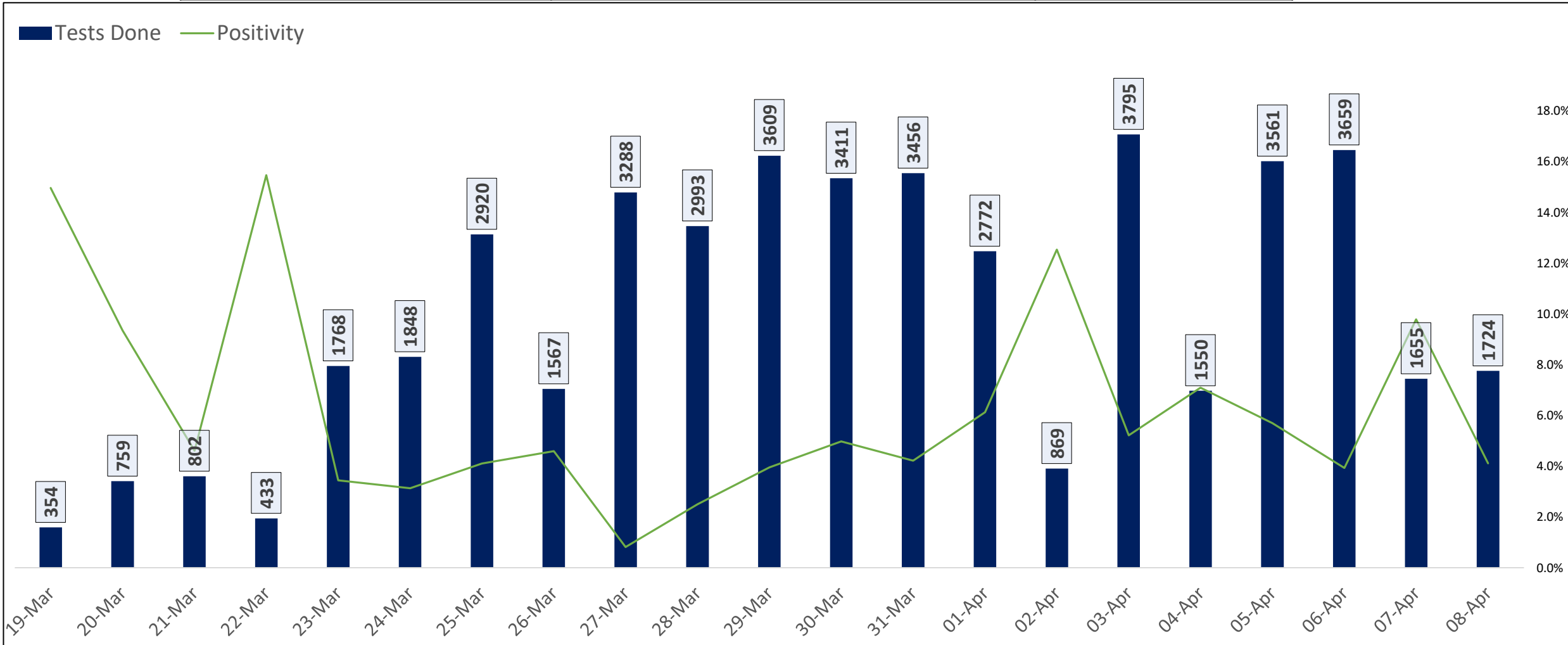




TESTING TRENDS IN BENGALURU

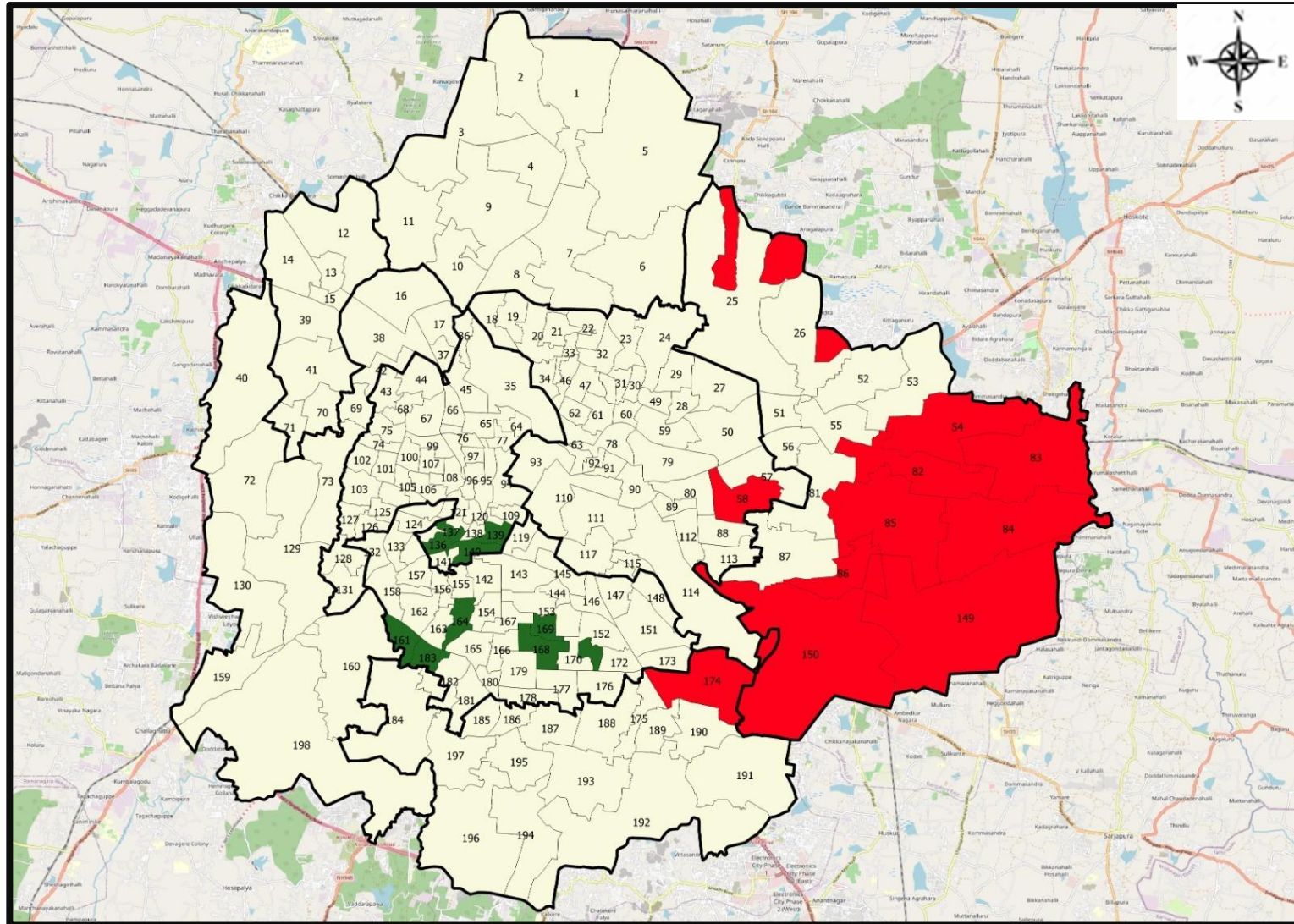


| Total Test Conducted Till Date | Test Conducted Last 24 hours | Last 7 Days Average |
|--------------------------------|------------------------------|---------------------|
| 3,22,44,180 | 1,724 | 2,406 |





BENGALURU URBAN MAP SHOWING TREND OF POSITIVE CASES IN LAST 7 DAYS



Top 10 wards reporting highest number of positive cases in last 10 days

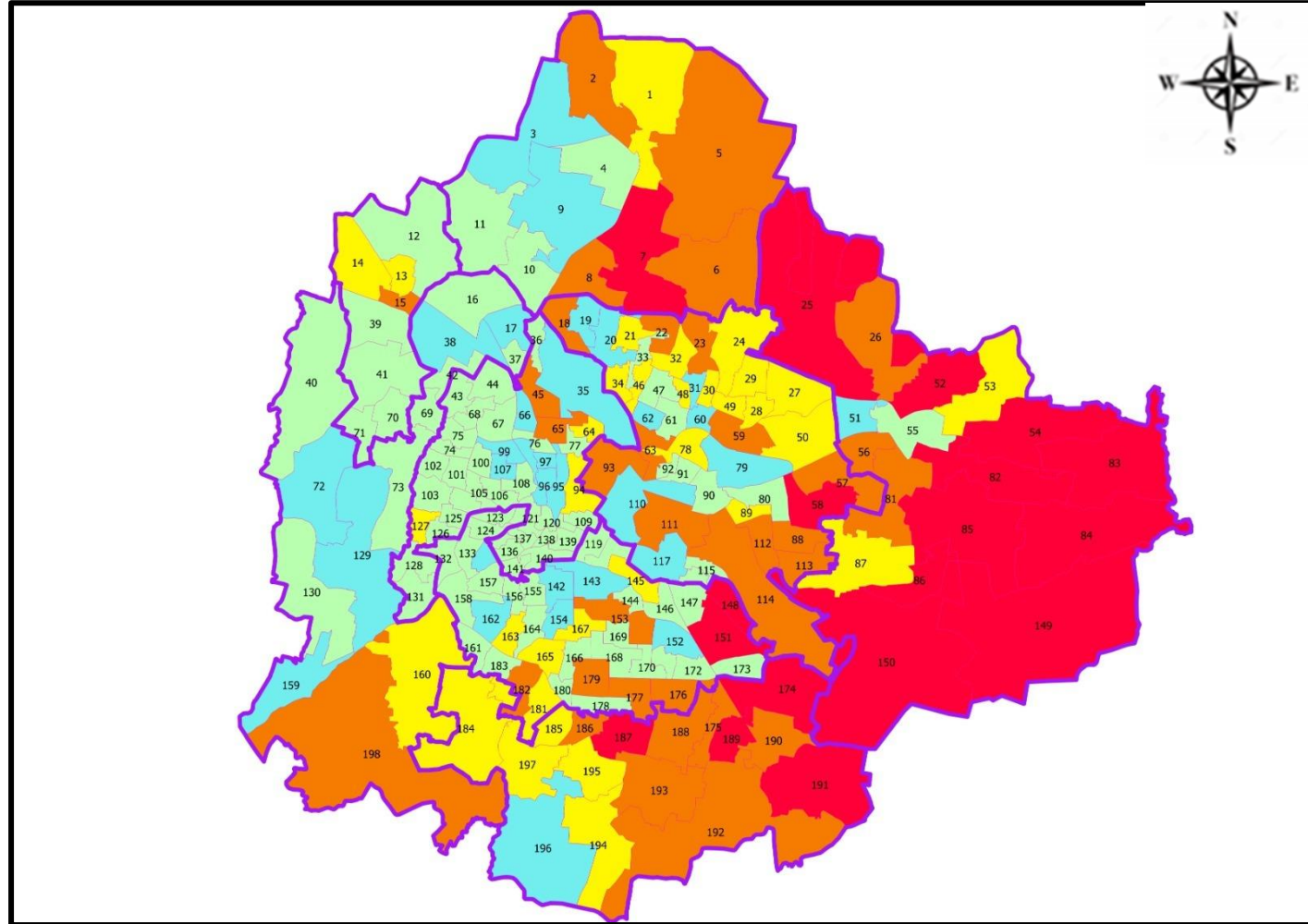
| Ward No. | Ward Name | Daily Cases Average |
|----------|------------------|---------------------|
| 150 | Bellanduru | 8 |
| 174 | HSR Layout | 6 |
| 83 | Kadugodi | 4 |
| 85 | Dodda Nekkundi | 4 |
| 58 | New Tippasandra | 3 |
| 84 | Hagadur | 3 |
| 149 | Varthuru | 3 |
| 86 | Marattahalli | 3 |
| 82 | Garudachar Palya | 3 |
| 54 | Hudi | 3 |







Top 10 wards reporting least number of positive cases in last 7 days

| Ward No. | Ward Name | Daily Cases Average |
|----------|--------------------|---------------------|
| 183 | Chikkalsandra | 0 |
| 171 | Gurappanapalya | 0 |
| 169 | Byrasandra | 0 |
| 168 | Pattabhiram Nagar | 0 |
| 164 | Vidyapeeta Ward | 0 |
| 161 | Hosakerehalli | 0 |
| 140 | Chamrajapet | 0 |
| 139 | K R Market | 0 |
| 137 | Rayapura | 0 |
| 136 | Jagajivanram Nagar | 0 |



BENGALURU MAP SHOWING INTENSITY OF POSITIVE CASES IN LAST 7 DAYS



-  **Level 1 : 0 to 1 Cases**
-  **Level 2 : 1 to 3 Cases**
-  **Level 3 : 3 to 5 Cases**
-  **Level 4 : 5 to 10 Cases**
-  **Level 5 : More than 10 Cases**
-  **Zone Boundaries**

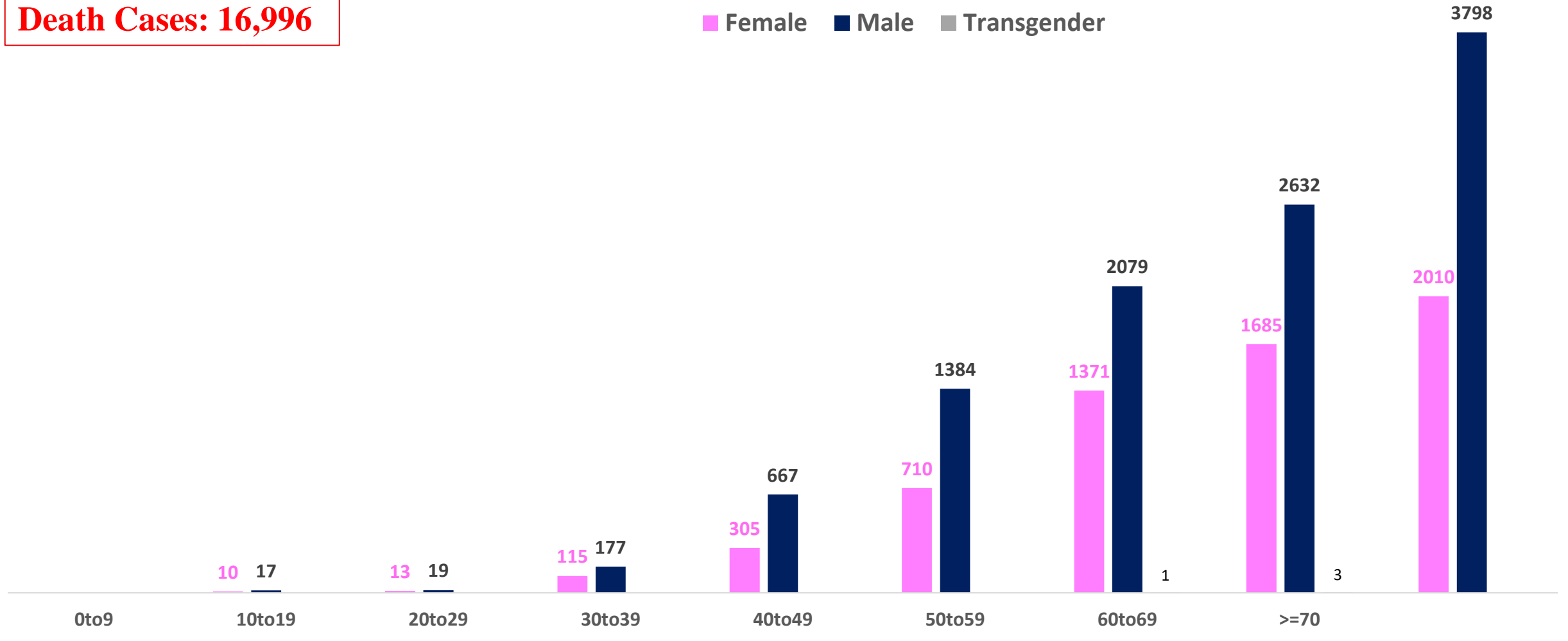


AGE AND GENDER WISE DISTRIBUTION OF DEATH CASES



Death Cases: 16,996

Female Male Transgender





SNAPSHOT OF COVID-19 CASES IN BENGALURU URBAN



**Total Wards With
<= 10 Cases* :
176**

**Tests Conducted
on 08.04.2023:
1,724**

**Recovery
Rate*:
99.04%**

**Total
Active Cases :
1,074**

**Total Vaccinated
on 08.04.2023:
33**





**Positivity
Rate* :
5.92%**

**Active
Rate*:
0.06%**

**Case
Fatality Rate* :
0.00%**

*Total positive cases In the past 7 days

*CFR and positivity is for Past 7 days

| | |
|--------------------------------------|---|
| Download BBMP Bulletin | https://apps.bbmpgov.in/covid19/mediabulletin.php |
| To register for vaccination : | https://selfregistration.cowin.gov.in/ |
| BBMP COVID19 Dashboard: | https://apps.bbmpgov.in/covid19/ |
| Follow us on: |  www.facebook.com/bbmp.comm1/ |
| |  twitter.com/BBMPCOMM |
| |   BBMPSplHealth |

Issued by:

Honorable Chief Commissioner, BBMP
Special Commissioner Health, BBMP
MD, Bengaluru Smart City Limited

THANK YOU !

